

### Test for Functionality

There is a coil tester for you to check whether Big Magic is working. Place the coil tester on the PEMF mat. The mat contains several large coils. During treatment, the coil tester lights up if it is placed over one of these coils. If the tester does not light up, it's probably between the coils. Adjust the position until it is above a coil.



### Position the mat for treatment

Apply the mat to the area of your body where you wish to receive the PEMF treatments. The mat is big enough to treat a large area. The treatment area is the size of the mat and the penetration height is more than 30cm.

The treatment time depends on the actual ailments you want to resolve. We recommend applying Big Magic for more than 3 hours. You can also place the PEMF mat under your sheet for overnight treatment. The mat itself has been made to be soft and comfortable enough for sleeping.



### Indicator Lights

Big Magic has 3 lights:



1. Power LED  
The right LED illuminates when Big Magic is receiving power.



2. Pulsing LED  
The left LED flashes whenever Big Magic sends an electrical pulse to the mat.



3. Breathing LED  
The beautiful breathing light indicates Big Magic is running.



If you place the unit on a bedside table, it may distract you from sleeping. Push this button to turn off the light.

### Note

1. The PEMF mat can be fold easily for storage and travel. Convenient for business trips and family vacations.
2. Clean the main unit and the mat using a damp cloth, and dry before use.
3. For extra convenience, Big Magic can run 24 hours non-stop with very low power consumption.



# Instructions

## MiraMate



December · 2020

Simple ● Convenient ● Effective ● Versatile

# Big Magic

## Introduction

Big Magic is called "Magic" for good reason; regular use will produce truly magical results. Chronic health issues can slowly disappear, without disrupting your daily schedule. Big Magic uses the natural Schumann frequency to induce healing. The mat easily covers large areas such as the spine and legs, and is very convenient to use.

The power consumption of Big Magic is low. You can set up your wonderful Big Magic, leave it on for the whole night, and knowing your health will definitely improve every day.

Pets also benefit from Big Magic. Place the mat under their sleeping pad, so they can benefit from the naturally-healing waves as well.

## Warning








Never use Big Magic in, near, or around water. Big Magic's magnetic pulses also prohibit its use under the following circumstances:

- During pregnancy.
- While using a non-MRI-safe IUD.
- People or animals with organ transplants.
- People or animals with pacemakers, hearing aids, medical pumps, or other electrical implants/devices.

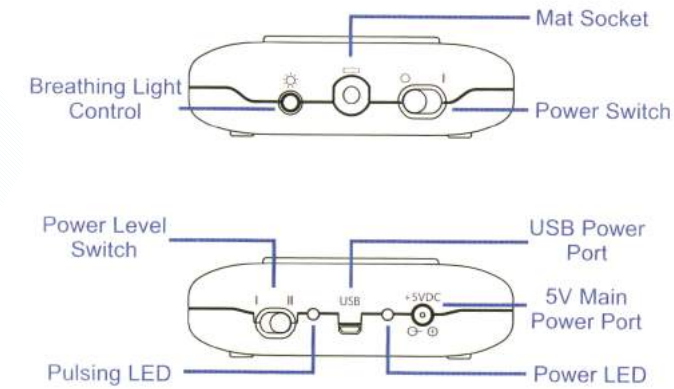
## Note

Non-magnetic metal rods, screws, and plates are safe for PEMF use. If an implant is safe for an MRI, it is safe to use Big Magic.

## Parcel Contents

	<b>Big Magic Main Unit</b>	<b>X 1</b>
	<b>Big Magic Deluxe Mat</b>	<b>X 1</b>
	<b>5V Power Adapter</b>	<b>X 1</b>
	<b>USB Power Cable</b>	<b>X 1</b>
	<b>Coil Tester</b>	<b>X 1</b>
	<b>User Manual</b>	<b>X 1</b>
	<b>Portable Storage Bag</b>	<b>X 1</b>

## Main Unit Overview



## Preparing for Use

There are 5 simple steps to prepare Big Magic for use:


- Plug in the power supply.
- Connect the mat.
- Set to the desired power level and turn on.
- Test.
- Position the mat for treatment.

Here are the steps in more details:


### Plug in the power supply

You may connect your Big Magic to power through:

- 1) Mains power, using the 5v power adapter .
- 2) USB power source, such as a 5v portable power bank, 5v phone charger, or computer.



Power Adapter



USB Power Source  
(5v Phone Charger)

You can choose the power option which best suits your needs.

### Connect the mat

Plug the mat into Big Magic. Make sure the plug key matches the groove in the socket.



### Set to the desired power level and turn on



- Set power levels using the switch. Level two is the one we recommend. If you are sensitive to magnetic pulses, you can select level one.



- Turn on Big Magic using the switch located on the right.